


System Operating Procedures

SOP-OUTSCH.0040.0020

Create Seven-Day Capacity Margin Forecast

Effective Date: June 1, 2010
Revision No. 13

	© ISO New England Inc. 2010	Procedure: Create Seven-Day Capacity Margin Forecast
	Process Name: Develop Load Forecasts	
	Procedure Number: OUTSCH.0040.0020	Revision Number: 13
	Procedure Owner: Steve Weaver	Effective Date: June 1, 2010
	Approved By: Director, Operations	Valid Through: June 1, 2012

SOP-OUTSCH.0040.0020


Create Seven-Day Capacity Margin Forecast

Contents

1.	Objective	2
2.	Background	2
3.	Responsibilities.....	2
4.	Controls	2
5.	Instructions.....	3
	5.1 Verify Seven-Day-Ahead Forecast Initial Conditions	3
	5.2 Complete Seven-Day-Ahead Forecast Initial Data	4
	5.3 Project Seven-Day-Ahead Forecast Conditions	5
	5.4 Verify Seven-Day-Ahead Forecast Calculations.....	6
	5.5 Communicate Seven-Day-Ahead Forecast	7
6.	Performance Measures.....	7
7.	References.....	7
8.	Revision History.....	7
9.	Attachments	8
	Attachment A - Seven-Day-Ahead Forecast Calculations.....	9

*This document is controlled when viewed on the ISO New England Internet web site. When downloaded and printed, this document becomes **UNCONTROLLED**, and users should check the Internet web site to ensure that they have the latest version. In addition, a Controlled Copy is available in the Master Control Room procedure binder.*

The information contained in this document is for use by ISO New England staff only and is subject to modification. ISO New England Inc. is not responsible for any reliance on this document by others, or for any errors or omissions or misleading information contained herein.

	© ISO New England Inc. 2010	Procedure: Create Seven-Day Capacity Margin Forecast
	Process Name: Develop Load Forecasts	
	Procedure Number: OUTSCH.0040.0020	Revision Number: 13
	Procedure Owner: Steve Weaver	Effective Date: June 1, 2010
	Approved By: Director, Operations	Valid Through: June 1, 2012

1. Objective

The objective of this procedure is to define the process for the development of the Seven-Day-Ahead Forecast of ISO Capacity Margin.

2. Background


The Seven-Day-Ahead forecast of ISO Capacity Margin was developed to provide ISO and the Market Participants with the anticipated capacity state of the New England bulk power system. It is used by ISO to identify capacity deficiencies several days in advance and triggers the commitment of long lead-time Generators (Start times > 24 hours). It also provides similar information to Market Participants.

3. Responsibilities

1. The Forecaster is responsible for executing all aspects of this procedure to include the preparation, review and publication of the Seven-Day-Ahead Forecast of the ISO Capacity Margin by 1100 each day or when a Cold Weather Event has been declared by 0800 the day prior to the Cold Weather Event day.
2. The Manager, Control Room Operations is responsible for additional oversight during extreme weather conditions and when capacity problems are determined in the next seven-day period. The Manager, Control Room Operations or designee shall ensure:
 - Necessary departments are notified of upcoming capacity problems
 - Necessary transmission and Generator/Dispatchable Asset Related Demand (DARD) outages are rescheduled
 - Communications with other ISO departments occur in a timely manner

4. Controls

- The Forecaster uses the Seven-Day-Ahead forecast spreadsheet as described in this procedure

	© ISO New England Inc. 2010	Procedure: Create Seven-Day Capacity Margin Forecast
	Process Name: Develop Load Forecasts	
	Procedure Number: OUTSCH.0040.0020	Revision Number: 13
	Procedure Owner: Steve Weaver	Effective Date: June 1, 2010
	Approved By: Director, Operations	Valid Through: June 1, 2012


5. Instructions

5.1 Verify Seven-Day-Ahead Forecast Initial Conditions

1. The Forecaster shall normally perform this procedure during the morning hours in order to publish the Seven-Day-Ahead Forecast by 1100.
2. When a Cold Weather Event has been declared, in accordance with SOP-RTMKTS.0050.0007 - Perform Cold Weather Condition Operations, the Forecaster shall perform the required actions of this procedure and publish the Seven-Day-Ahead Forecast prior to 0800 the day prior to the Cold Weather Event day.
3. The Forecaster shall verify the following:
 - A. Initial load forecast has been developed per SOP-OUTSCH.0040.0010 - Create Load Forecast.
 - B. Generator and DARD outage schedules have been developed per SOP-OUTSCH.0030.0010 - Evaluate Generation and Dispatchable Asset Related Demand Outage Requests.
 - C. Interchange Schedules have been developed per SOP-OUTSCH.0030.0020 - Perform Short-Term Outage Coordination.

NOTE

An Excel Spreadsheet is provided for the Forecaster to use to complete the directed actions for the tasks contained in this procedure.

	© ISO New England Inc. 2010	Procedure: Create Seven-Day Capacity Margin Forecast
	Process Name: Develop Load Forecasts	
	Procedure Number: OUTSCH.0040.0020	Revision Number: 13
	Procedure Owner: Steve Weaver	Effective Date: June 1, 2010
	Approved By: Director, Operations	Valid Through: June 1, 2012


5.2 Complete Seven-Day-Ahead Forecast Initial Data

1. Using the Excel spreadsheet the Forecaster shall:
 - A. Import the Forecast Temps and Loads from the Load Forecast Database
 - B. Import the Forced Outages, Short Term Outages, Annual Inspections, and Annual Inspection Overruns from the SAM Db
 - C. Perform a one day rollover.
2. From the Short Term and Annual Maintenance Schedule, Must Run Application (SAM) database (Db), the Forecaster shall:
 - A. Print out the Event Detail Summary Report for the next seven days.
 - B. Enter the Transmission Constrained Down by ≥ 50 MW data.
3. The Forecaster shall obtain outage data from the EMS Capacity Analysis and using the Excel spreadsheet the Forecaster perform the following:
 - A. Enter current total generation and DARD unavailable excluding Generators ramping in UCM 3 (This quantity shall be equal to the sum of Outages, Offline Reductions, and Online Reductions as obtained from the EMS Capacity Analysis display in real time).
 - B. Include information such as:
 - Availability notices issued by gas pipeline operators, or Generators
 - Forecasted weather conditions used to determine if Cold Weather Conditions are forecast

NOTE

When temperatures get down into the 30 degrees Fahrenheit and below the supply of natural gas available to Generators may be affected. This could affect the capacity available on the system and should be accounted for.

4. Based on the information obtained in Steps above, the Forecaster shall verify the Afternoon Spreadsheet calculates the Short Term Operable Capacity Margin (STOCM). (This is listed as the projected surplus / deficiency on the spreadsheet).

	© ISO New England Inc. 2010	Procedure: Create Seven-Day Capacity Margin Forecast
	Process Name: Develop Load Forecasts	
	Procedure Number: OUTSCH.0040.0020	Revision Number: 13
	Procedure Owner: Steve Weaver	Effective Date: June 1, 2010
	Approved By: Director, Operations	Valid Through: June 1, 2012

5. Using the Excel spreadsheet the Forecaster shall enter a quantity reflecting the total current miscellaneous Generator and DARD outages (including outages due to startup times) and verify that the Day's total Outages matches the known outages from the SAM Db.


5.3 Project Seven-Day-Ahead Forecast Conditions

1. Using the Excel spreadsheet the Forecaster shall:
 - A. Verify the correct weather data has been correctly imported.
 - B. Verify the correct Load Forecast data has been correctly imported.

NOTE

If manual forecast adjustments are made, past historical data to identify the load curve for the most similar day is available for review and use by the Forecaster.

2. If the following conditions exist, the Forecaster shall make manual adjustments to the Excel spreadsheet:
 - Significant sociological impacts are anticipated
 - Forecast weather conditions are such that the Artificial Neural Network (ANN) program is expected to have a significant error based on past experience
3. If necessary, based on the temperature and dew point data obtained in Steps 5.3.1 & 5.3.2, the Forecaster shall perform the following actions:
 - A. Using the applicable formula(s) manually calculate the individual daily peak load values for Days 3-7
 - B. Override the forecast values in the Excel spreadsheet.
4. After reviewing EMS Capacity Analysis Monitor for current day capacity additions, the Forecaster shall enter Anticipated De-List Mw Offered for peak hours for Days 2-7 in the Excel spreadsheet.
5. Based on Enhanced Energy Scheduler Market Operator Interface (EES-MOI) information and current interchange scheduling trends, the Forecaster shall enter the peak hour external interchange for each day in the Excel spreadsheet.
6. Based on the requirements of ISO New England Operating Procedure No. 8 – Operating Reserve and Regulation (OP-8) enter the anticipated Required Reserve for each day in the Excel spreadsheet.

	© ISO New England Inc. 2010	Procedure: Create Seven-Day Capacity Margin Forecast
	Process Name: Develop Load Forecasts	Revision Number: 13
	Procedure Number: OUTSCH.0040.0020	Effective Date: June 1, 2010
	Procedure Owner: Steve Weaver	Valid Through: June 1, 2012
	Approved By: Director, Operations	


7. Whenever either a capacity deficiency or a surplus of less than 300 MW is forecast for the next day, the Forecaster shall notify the Manager, Control Room Operations (or designee).
8. Whenever the on-peak temperatures in New England are forecasted to be 30 degrees Fahrenheit or less, the following actions shall be completed:
 - A. The Forecaster shall notify the Manager, Control Room Operations (or designee) of these conditions.
 - B. The Manager, Control Room Operations (or designee) shall communicate with natural gas pipeline operators on this condition as directed in SOP-RTMKTS.0050.0007 - Perform Cold Weather Condition Operations.

5.4 Verify Seven-Day-Ahead Forecast Calculations

NOTE

The program will automatically calculate the following quantities for each of the forecast days in accordance with Attachment A - Seven-Day-Ahead Forecast Calculations:

1. The Forecaster shall verify the following values at the completion of the Seven-Day-Ahead Forecast Calculations:
 - Total Generation Outages
 - Total Generation Available
 - Total DARD Available (If applicable)
 - Total Generation and DARD Available and Imports
 - Total Load Plus Required Reserve
 - Projected Surplus/(Deficiency)

	© ISO New England Inc. 2010	Procedure: Create Seven-Day Capacity Margin Forecast
	Process Name: Develop Load Forecasts	
	Procedure Number: OUTSCH.0040.0020	Revision Number: 13
	Procedure Owner: Steve Weaver	Effective Date: June 1, 2010
	Approved By: Director, Operations	Valid Through: June 1, 2012

5.5 Communicate Seven-Day-Ahead Forecast

1. The Forecaster shall perform the following actions:
 - A. Click on the “Upload” button
 - B. Post the Seven-Day-Ahead Forecast to the ISO Web site prior to 1100 hours at:

http://www.iso-ne.com/sys_ops/op_frctng/7day_frct/index.html
2. When a Cold Weather Event has been declared in accordance with SOP-RTMKTS.0050.0007 - Perform Cold Weather Condition Operations, the Forecaster shall post the Seven-Day-Ahead Forecast prior to 0800 the day prior to the Cold Weather Event day.

6. Performance Measures

None.

7. References

SOP-OUTSCH.0030.0010 - Evaluate Generation and Dispatchable Asset Related Demand Outage Requests

SOP-OUTSCH.0040.0010 - Create Load Forecast


ISO New England Operating Procedure No. 8 – Operating Reserve and Regulation (OP-8)

SOP-OUTSCH.0030.0020 - Perform Short-Term Outage Coordination

SOP-RTMKTS.0050.0007 - Perform Cold Weather Condition Operations

8. Revision History


Rev. No.	Date	Reason	Contact
0	03/01/03	Original	Joe Mercer
1	07/07/03	Revised to reflect changes since implementation of SMD	Joe Mercer
2	01/07/04	Changes to the Controls and Performance Measures sections	Joe Mercer
3	02/01/05	Updated SOP for RTO terminology	Seamus McGovern

	© ISO New England Inc. 2010	Procedure: Create Seven-Day Capacity Margin Forecast
	Process Name: Develop Load Forecasts	
	Procedure Number: OUTSCH.0040.0020	Revision Number: 13
	Procedure Owner: Steve Weaver	Effective Date: June 1, 2010
	Approved By: Director, Operations	Valid Through: June 1, 2012

Rev. No.	Date	Reason	Contact
4	09/30/05	Revised to address Forecast Audit. Added steps for using natural gas data.	Seamus McGovern
5	11/28/05	Revised to incorporate Changes to MR 1 App H (Cold Weather) and new OP-21	Seamus McGovern
6	05/05/06	Updated for Control Room Forecaster Split, removed Cold Weather Condition actions (MR1 App H retired)	Steve Weaver
7	10/01/06	Revised for ASM Phase II	Steve Weaver
8	11/30/06	Revised to incorporate Changes to MR 1 App H (Cold Weather)	Steve Weaver
9	05/04/07	Minor clerical changes resulting from annual review	Steve Weaver
10	06/18/07	Incorporate the new separated tie 1385 from the NY Northern AC ties	Steve Weaver
11	08/14/08	Annual Review by Procedure Owner – no changes required	Steve Weaver
12	03/17/09	Revised for periodic review	Steve Weaver
13	06/01/10	Biennial review by procedure owner; Updated header copyright date; Section 3 replaced Resources with Generator/DARD; Modified Steps 5.1.2, 5.1.3, & and NOTE following 5.1.3; Re-wrote Steps 5.2.1, 5.2.2, 5.2.3 & all sub-steps; Modified steps 5.2.4 & 5.2.5; Modified steps 5.3.1 through Step 5.3.8 (including all sub-steps) and added new step 5 for section 5.3; Modified Steps 5.5.1, 5.5.2 and all sub-steps	Steve Weaver

9. Attachments

Attachment A - Seven-Day-Ahead Forecast Calculations

	© ISO New England Inc. 2010	Procedure: Create Seven-Day Capacity Margin Forecast
	Process Name: Develop Load Forecasts	
	Procedure Number: OUTSCH.0040.0020	Revision Number: 13
	Procedure Owner: Steve Weaver	Effective Date: June 1, 2010
	Approved By: Director, Operations	Valid Through: June 1, 2012

Attachment A - Seven-Day-Ahead Forecast Calculations

Total Capacity Supply Obligation = CSO

Anticipated Cold Weather Outages = CW

Total Generation Outages (GO) = DO + MR

Anticipated De-List Mw Offered = DL

Total Generation Available (GA) = CSO -CW – GO+DL

Total Generation Available Plus Purchases (GA&PUR) = GA + PUR)

Total Load Plus Reserve (REQ) = EL + OR

Capacity Margin = GA&PUR – REQ

Where

CSO = Capacity Supply Obligation

CW = Cold Weather Outages

DO = Discreet Generating Unit Outages and Reductions

MR = Miscellaneous Generating Unit Outages and Reductions

DL = Anticipated Mw De-List Mw Offered

PUR = New York Northern AC New York Cross Sound Cable (CSC), 1385 Cable, NBEPC, and HQ Capacity Backed Purchases (net of external purchases and sales)

EL = Expected Load

OR = Operating Reserve Requirement

NOTE: DARDs do not currently pertain to this calculation.